



T 90 C

**Versatility for front loader
and telescopic**
Designed for all types of pruning

- Hydraulic offset from 0 to 1 m.
- Tilt cylinder for horizontal work
- Flow regulator block and pressure limiter built into the chassis
- Function selector for controlling the cylinders. **(front loader version)**
- Electro hydraulic distributor equipped with flow divider, pressure limiter supplied with control box for cab control. **(telescopic version)**
- 600 diameter cutter bar, with 3 or 4 saw blades
- Cutting capacity up to 18 cm
- Support foot loose for storage

Control box
for placement
in the cab



OPTIONAL

- Quick attachment adapted to your carrier
- Flail disks for new shoots of the year
- Trigger kit

TECHNICAL CHARACTERISTICS

METEOR	Lamier	Cutting length (metre)	Cutting capacity of cutting disks (mm)	Cutting capacity of saw blades (mm)	Weight (kg)
FRONT LOADER					
MT 90C	3600	1.51	25	180	530
MT 90C	4600	1.96	25	180	560
TELESCOPIC					
MT 90C	3600	1.51	25	180	600
MT 90C	4600	1.96	25	180	630



CUSTOM INSTALLATIONS CONTACT US



UNE DIFFÉRENCE DE TAILLE

ZI du Chail - 17800 PONS - FRANCE

Tel. +33 (0)5 46 96 25 50

coupeco@coupeco.com

www.coupeco.com



Eager to constantly evolve its products, COUPECO reserves the right to modify its machines without notice.
Photos and data are not contractual. Photo credits: iStock® - Coupeco 01/2019 - blue-cem.fr



**SOLUTION FOR PRUNING
ALL YOUR NEEDS**



UNE DIFFÉRENCE DE TAILLE

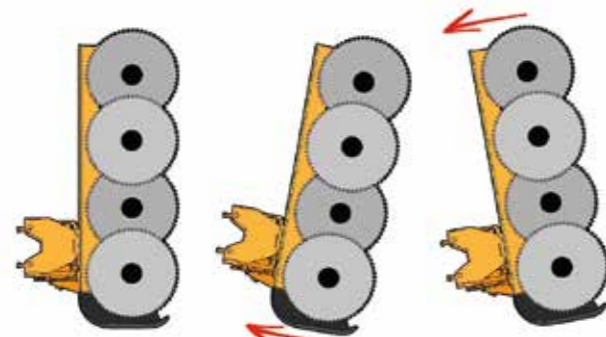
T 90 R

Special telescopic version
Simple, economic and versatile
Ideal for maintaining hedges and field borders



Control box
for placement
in the cab

- **Effortless** manual rotation arm.
- Hydraulic cutter kit, pressure limiter, flow divider and recharge valve for equipment ready to install safely.
- Flexible Kit 3 ending at 1 m from attachment point.
- Cutter bar with 3 or 4 saw blades with a 600mm diameter.
- Cutting capacity up to 18 cm
- A professional cutter for your agri sites
- Support foot loose for storage



Cut erase system

OPTIONAL

- Flail disks for new shoots of the year
- Safety break away
- Can be attached to all brands
- Tilt cylinder for horizontal work

TECHNICAL CHARACTERISTICS

METEOR	Lamier	Cutting length (metre)	Flow rate (L/min)	Pressure (bar)	Cutting capacity of cutting disks (mm)	Cutting capacity of saw blades (mm)	Weight (kg)
MT 90R	3600	1.51	45	170	25	180	520
MT 90R	4600	1.98	45	170	25	180	560

T 90

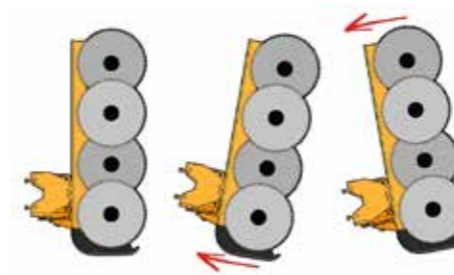
Ideal for Agri, Arbo and agricultural contractor use
Versatile professional cutter



Control box
for placement
in the cab



- Hydraulic offset from 0 to 1 m.
- Tilt cylinder for horizontal work
- Electro hydraulic distributor equipped with flow divider, pressure limiter supplied with control box for cabin control.
- Safety and start-up box of the cutter bar in the cab
- Flexible Kit 3 ending at 1 m from attachment point
- 650 diameter cutter bar, with 3 or 4 saw blades
- Cutting capacity up to 22 cm
- Support foot loose for storage



Cut erase system

OPTIONAL

- Flail disks for new shoots of the year
- Safety break away
- Can be attached to all brands
- Flexible kit extensions

TECHNICAL CHARACTERISTICS

METEOR	Lamier	Cutting length (metre)	Flow rate (L/min)	Pressure (bar)	Cutting capacity of cutting disks (mm)	Cutting capacity of saw blades (mm)	Weight (kg)
MT 90	3650	1.57	45	170	25	220	630
MT 90	4650	2.05	45	170	25	220	660

MD 100

Ideal for special pruning economical loader
Ideal tool for trimming your hedges and field edges



- Hydraulic offset from 0 to 700 mm
- Vertical and horizontal work by manual adjustment (push bar).
- Flow regulator and pressure limiter built into the chassis.
- Recharge valve of the cutter motor circuit.
- Cutter motor adapted to your flow rate.
- Flexible Kit 5 ending at 1 m from attachment point
- 500 diameter cutter bar, with 3 or 4 saw blades
- Cutting capacity up to 12 cm
- A professional cutter adapted to the size of your work site
- Support foot loose for storage

OPTIONAL

- Flail disks for new shoots of the year
- Can be attached to all brands
- Tilt cylinder
- Function selector
- Flexible kit extensions

MD 110


Ideal for special pruning front loader
A favourite for wood-fringes



- Offset arm with manual lock in position.
- Tilt cylinder for horizontal work
- Support part with a double trigger system
- Flow control, flow limiter and recharge valve kit
- Flexible Kit 5 ending at 1 m from attachment point
- Cutter bar with 3 or 4 saw blades with a 500 diameter
- Cutting capacity up to 12 cm
- A professional cutter adapted to the size of your work site
- Support foot loose for storage

OPTIONAL

- Flail disks for new shoots of the year
- Can be attached to all brands
- Flexible kit extensions



Safety break away

TECHNICAL CHARACTERISTICS

METEOR	Lamier	Cutting length (metre)	Flow rate (L/min)	Pressure (bar)	Cutting capacity of cutting disks (mm)	Cutting capacity of saw blades (mm)	Weight (kg)
MD100	3500	1.23	28 to 45	170-120	20	120	170
MD100	4500	1.59	28 to 45	170-120	20	120	192
MD110	3500	1.23	28 to 45	170-120	20	120	220
MD110	4500	1.59	28 to 45	170-120	20	120	242